


# QUALICO APP POWERED BY VIRTUO SET UP GUIDE


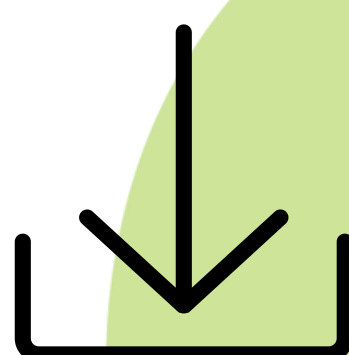


01

Don't have access to the App yet? Email [customercare@qualicocommunities.com](mailto:customercare@qualicocommunities.com) to request App invite. Our team will verify if you already have access or need a new invite sent.

Download the App with the e-mail sent by Virtuo.

02

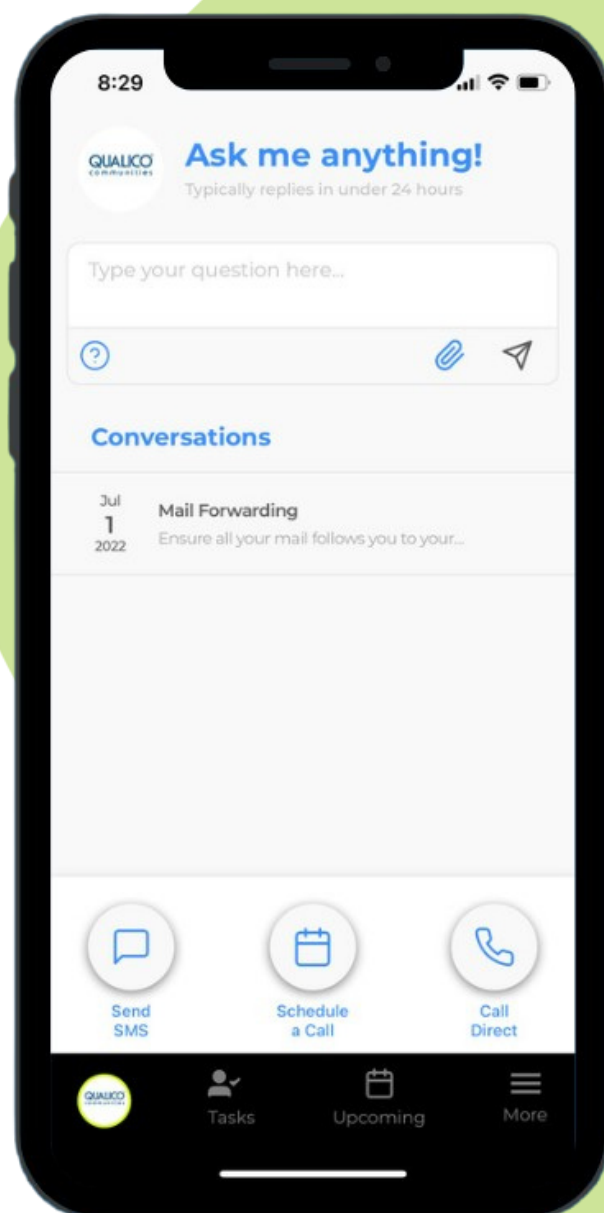


03

Set up your profile including a password.

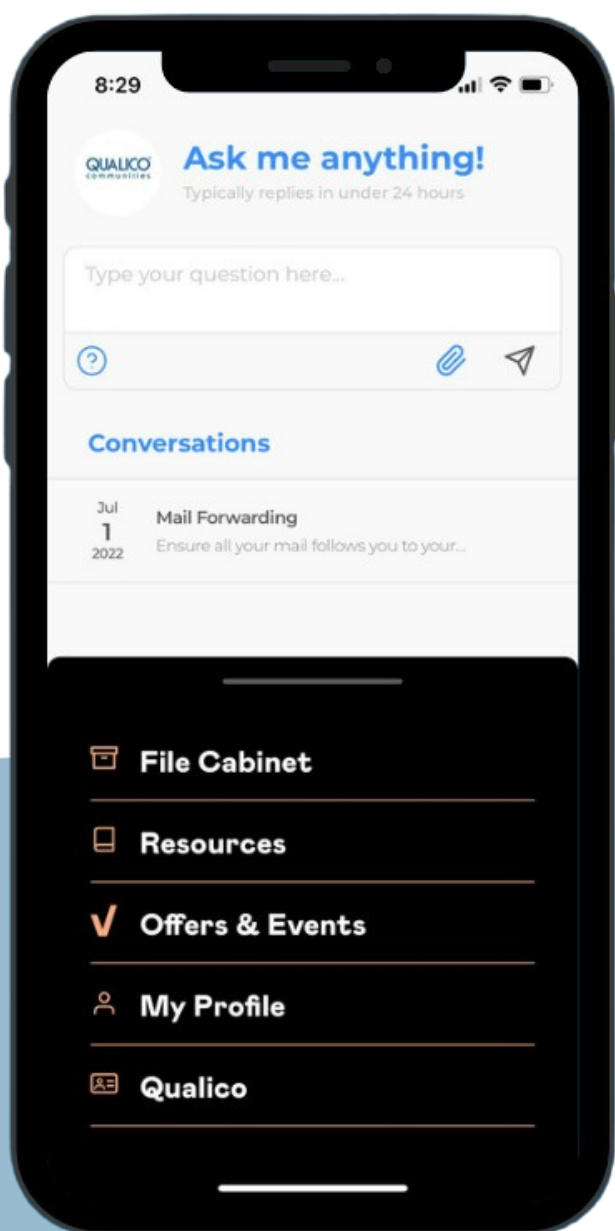
On the home page of the App, a concierge screen will appear. You can leave a message, schedule a call, or call direct (during business hours).

04



05

Click the "more" ≡ button at the bottom right. This menu will pop up. Click on Qualico.



You will be redirected to all the exclusive deals, events, and Qualico Communities programs such as the Welcome Box, Tree Program, and the Welcome to the Neighborhood photo sessions on the Offers and Events page.

06

